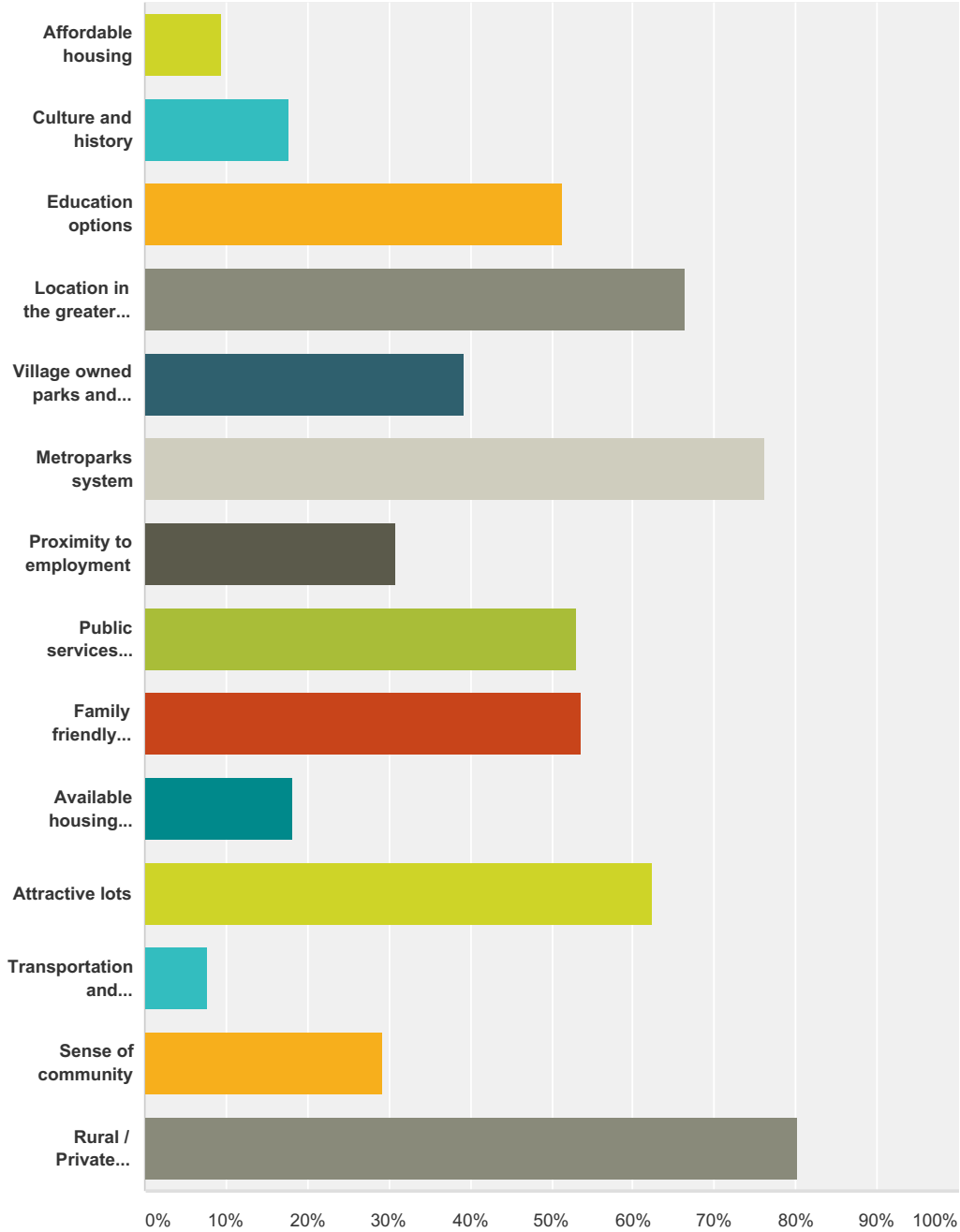


Q1 What are the most positive aspects of living in Moreland Hills? (check all that apply)

Answered: 181 Skipped: 6



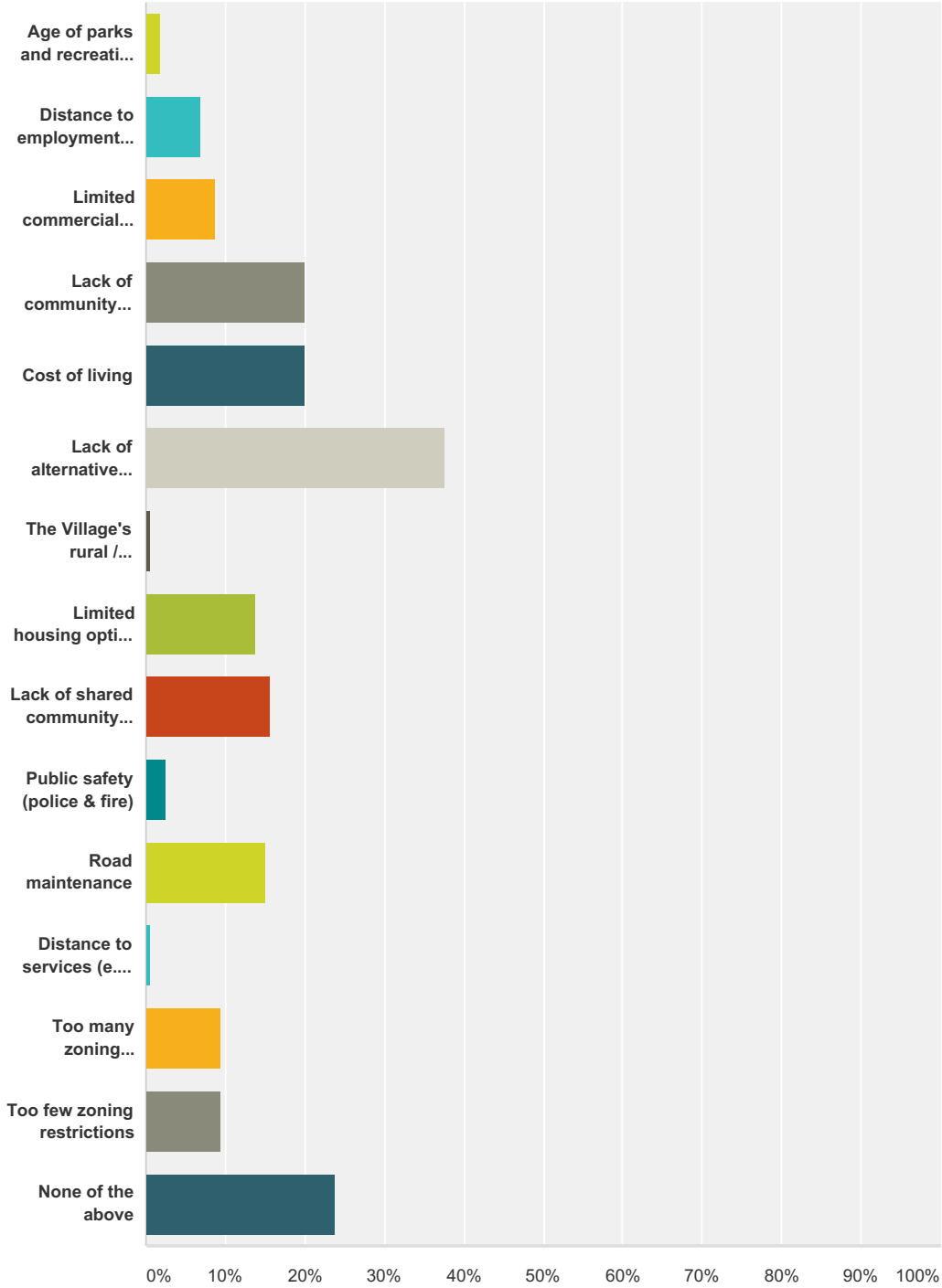
Answer Choices	Responses
Affordable housing	9.39% 17
Culture and history	17.68% 32
Education options	51.38% 93

Moreland Hills Master Plan: 2025

Location in the greater Cleveland region	66.30%	120
Village owned parks and recreation options (Forest Ridge / Veteran's Park)	39.23%	71
Metroparks system	76.24%	138
Proximity to employment	30.94%	56
Public services (police & fire)	53.04%	96
Family friendly community	53.59%	97
Available housing option(s) that suit my stage in life	18.23%	33
Attractive lots	62.43%	113
Transportation and accessibility	7.73%	14
Sense of community	29.28%	53
Rural / Private character	80.11%	145
Total Respondents: 181		

Q2 What do you consider to be a negative aspect of living in Moreland Hills? (check all that apply)

Answered: 160 Skipped: 27



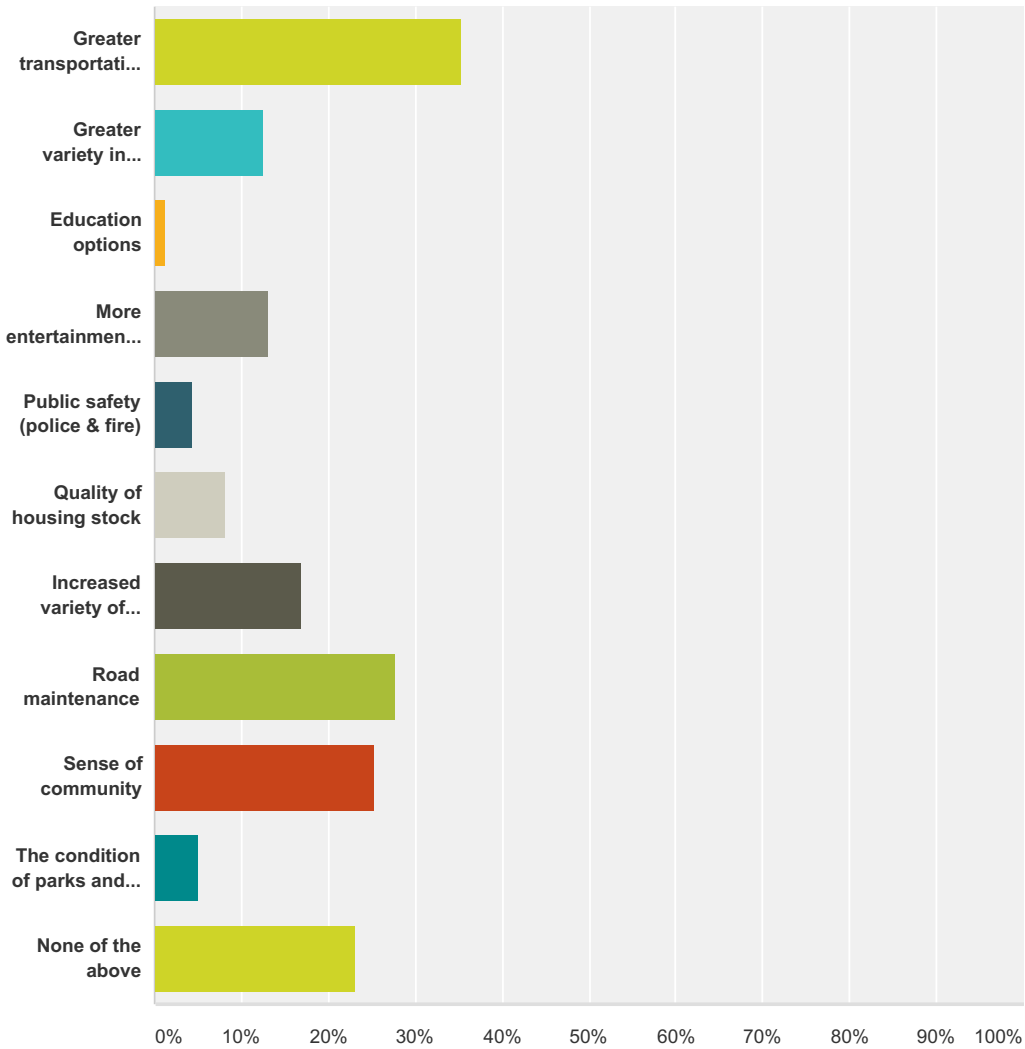
Answer Choices	Responses
Age of parks and recreation facilities	1.88% 3

Moreland Hills Master Plan: 2025

Distance to employment opportunities	6.88%	11
Limited commercial development	8.75%	14
Lack of community center	20.00%	32
Cost of living	20.00%	32
Lack of alternative transportation options (transit, bike paths, hiking trails, sidewalks, etc.)	37.50%	60
The Village's rural / suburban environment	0.63%	1
Limited housing options / need for greater variety of housing	13.75%	22
Lack of shared community spaces / sense of community	15.63%	25
Public safety (police & fire)	2.50%	4
Road maintenance	15.00%	24
Distance to services (e.g. medical)	0.63%	1
Too many zoning restrictions	9.38%	15
Too few zoning restrictions	9.38%	15
None of the above	23.75%	38
Total Respondents: 160		

Q3 What could be improved about Moreland Hills? (check all that apply)

Answered: 159 Skipped: 28



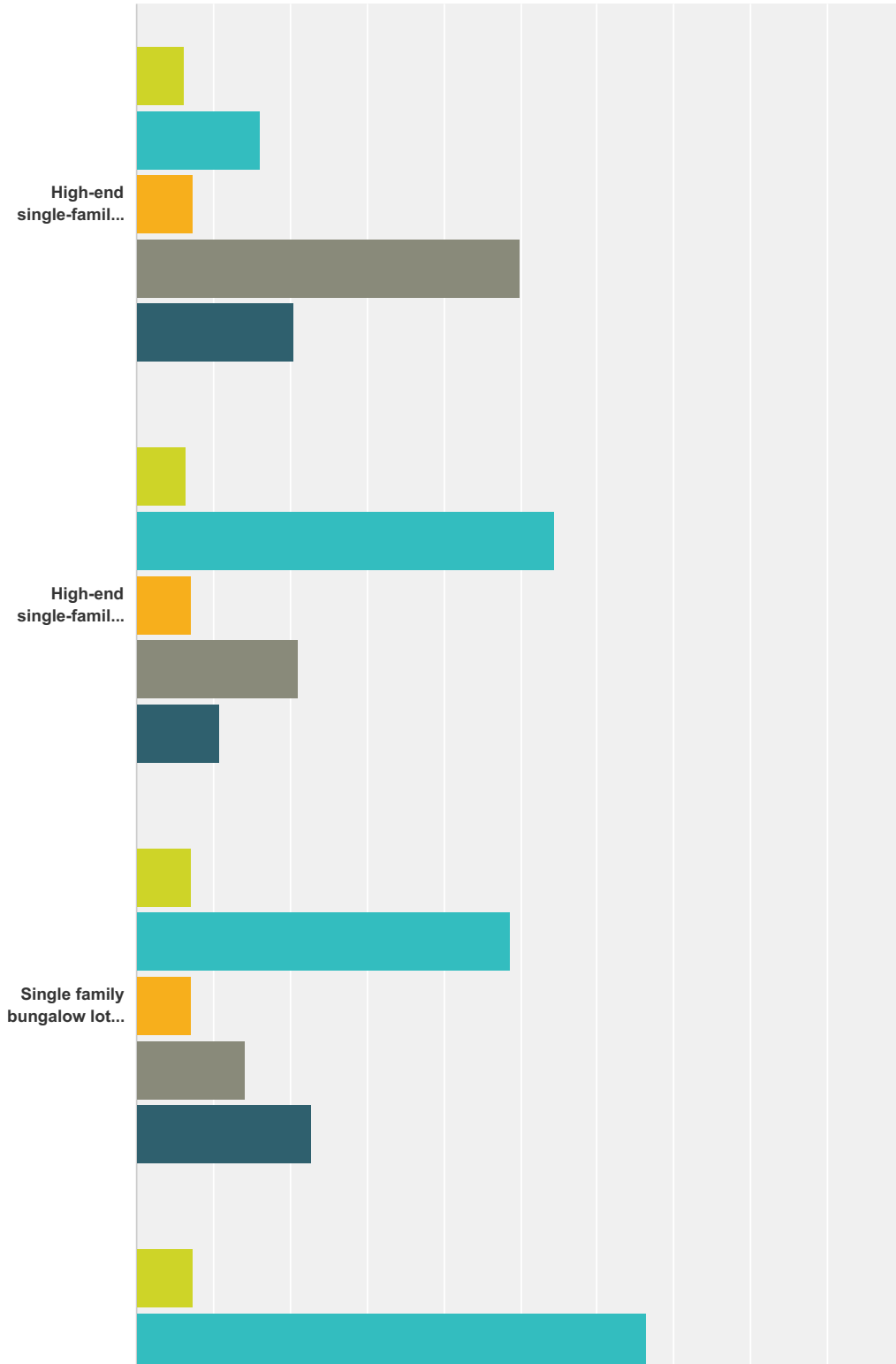
Answer Choices	Responses	
Greater transportation options (transit/shuttle service, bikepaths, sidewalks, etc.)	35.22%	56
Greater variety in commercial/shopping options	12.58%	20
Education options	1.26%	2
More entertainment, dining, and/or nightlife options	13.21%	21
Public safety (police & fire)	4.40%	7
Quality of housing stock	8.18%	13
Increased variety of housing stock options (bungalow housing/smaller housing types)	16.98%	27
Road maintenance	27.67%	44
Sense of community	25.16%	40

Moreland Hills Master Plan: 2025

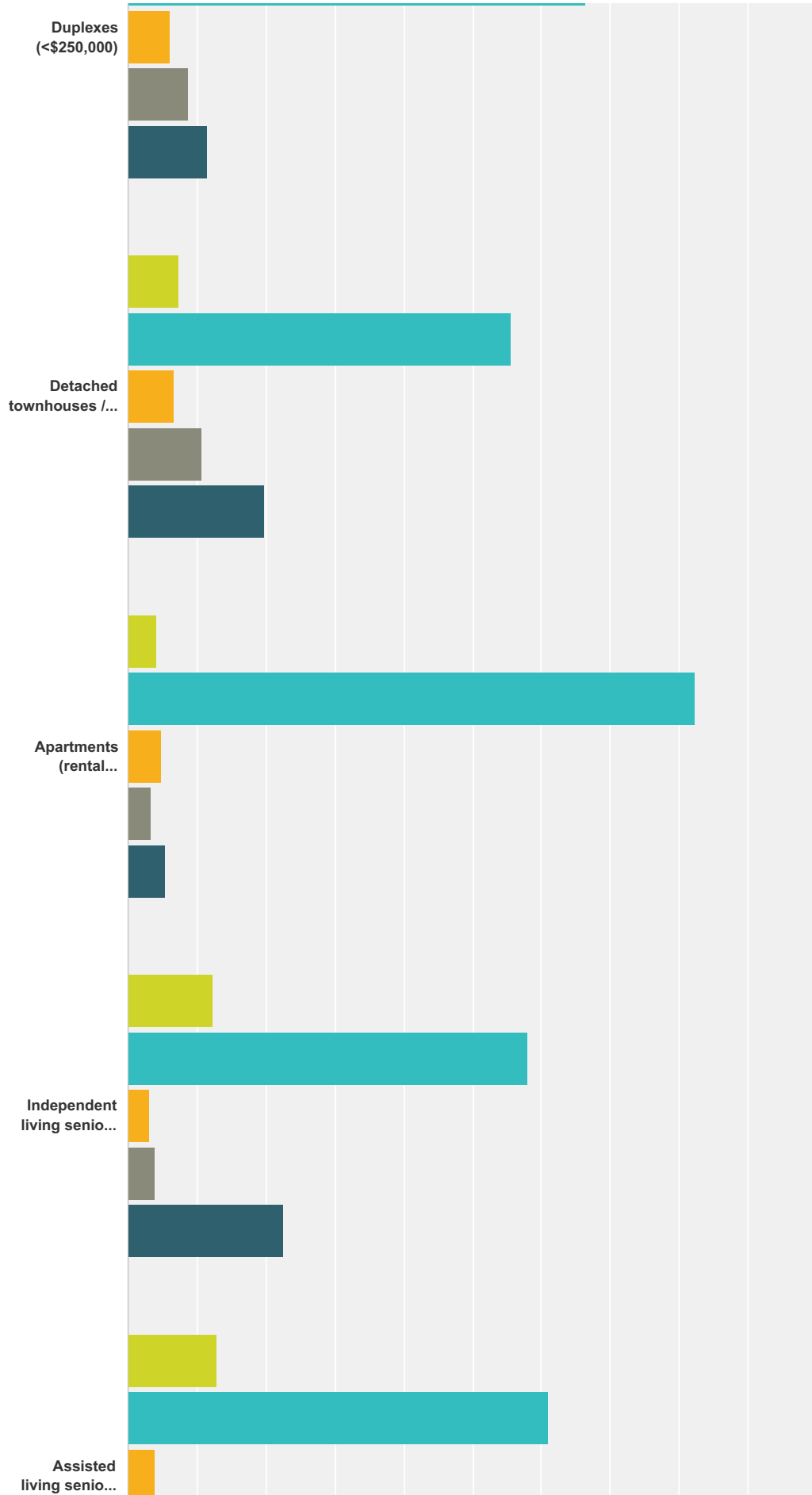
The condition of parks and recreation facilities (Forest Ridge / Veteran's Park)	5.03%	8
None of the above	23.27%	37
Total Respondents: 159		

Q4 For each type of housing listed below, please indicate how much new development you feel the Village needs in the next 10 year (see above pictures for housing type examples).

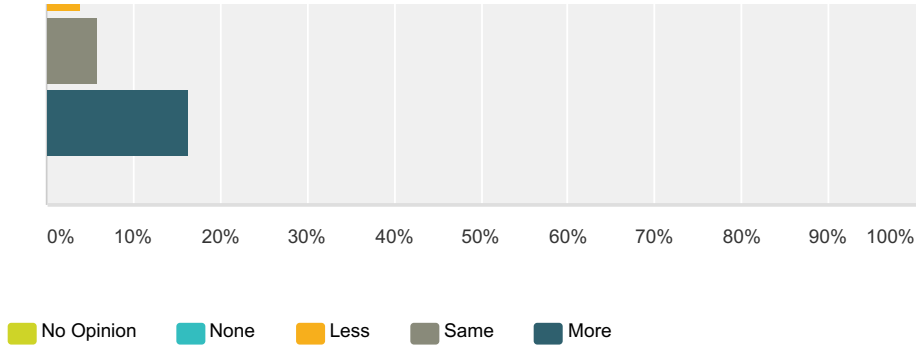
Answered: 168 Skipped: 19



Moreland Hills Master Plan: 2025



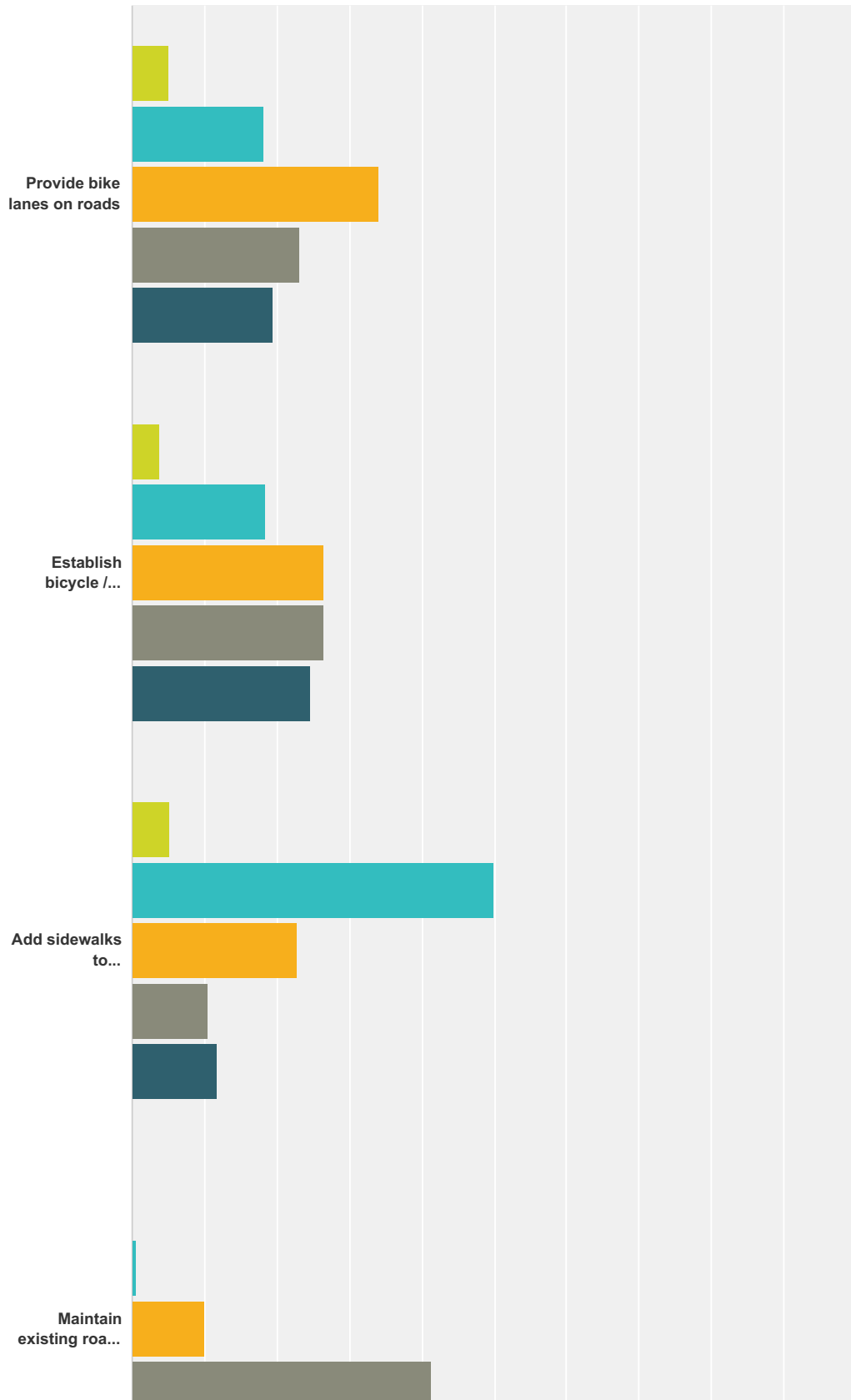
Moreland Hills Master Plan: 2025



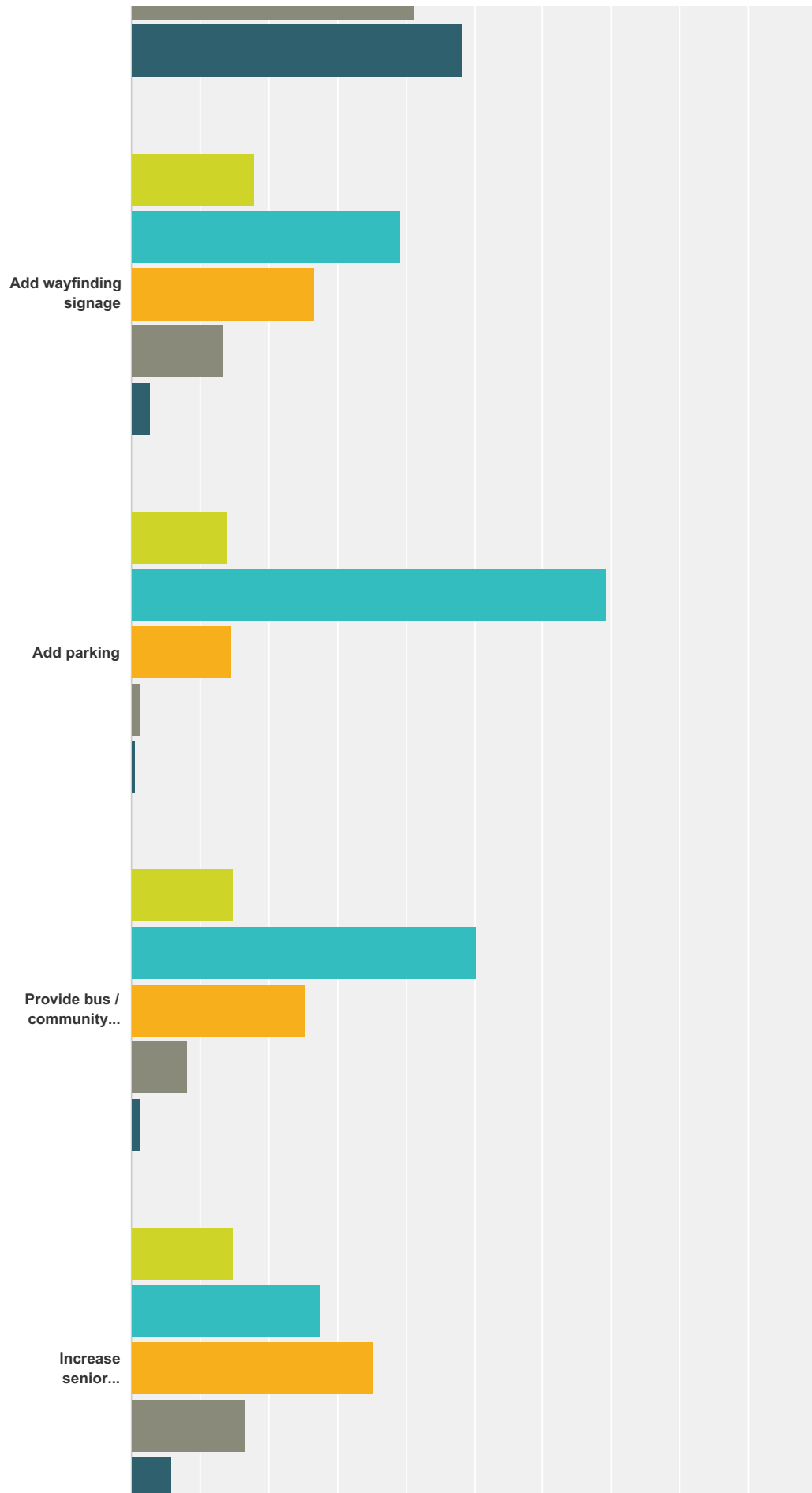
	No Opinion	None	Less	Same	More	Total
High-end single-family on large lots (>\$500,000 on >2 acre)	6.17% 10	16.05% 26	7.41% 12	50.00% 81	20.37% 33	162
High-end single-family on small lots (>\$500,000 on <1 acre)	6.41% 10	54.49% 85	7.05% 11	21.15% 33	10.90% 17	156
Single family bungalow lots (<\$250,000)	7.14% 11	48.70% 75	7.14% 11	14.29% 22	22.73% 35	154
Duplexes (<\$250,000)	7.38% 11	66.44% 99	6.04% 9	8.72% 13	11.41% 17	149
Detached townhouses / condos (<\$250,000)	7.28% 11	55.63% 84	6.62% 10	10.60% 16	19.87% 30	151
Apartments (rental properties)	4.08% 6	82.31% 121	4.76% 7	3.40% 5	5.44% 8	147
Independent living senior facilities (condo/apartment style living)	12.26% 19	58.06% 90	3.23% 5	3.87% 6	22.58% 35	155
Assisted living senior facilities (condo/apartment style living with on-site professional staff)	12.99% 20	61.04% 94	3.90% 6	5.84% 9	16.23% 25	154

Q5 Please rate the following transportation goals.

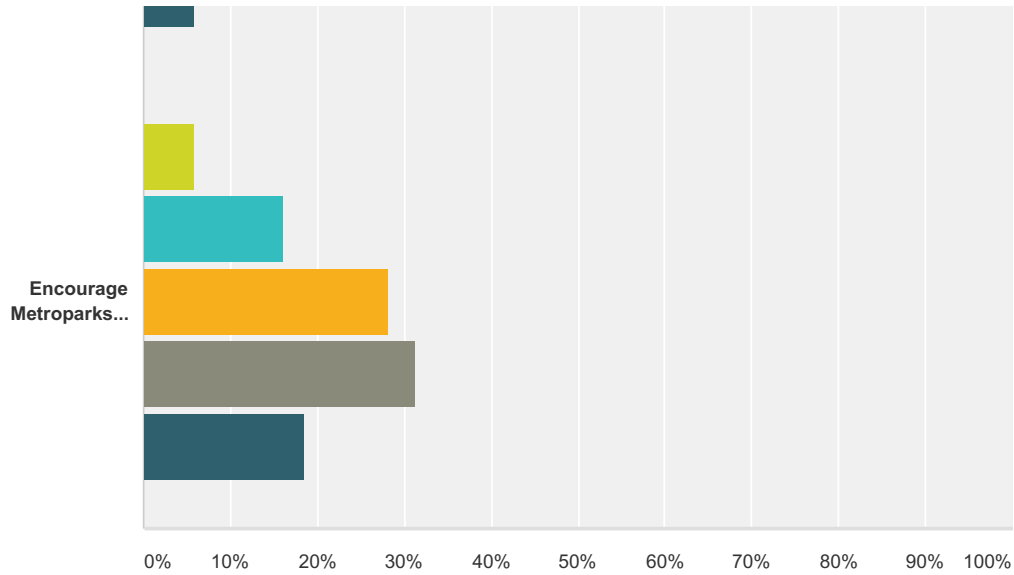
Answered: 166 Skipped: 21



Moreland Hills Master Plan: 2025



Moreland Hills Master Plan: 2025

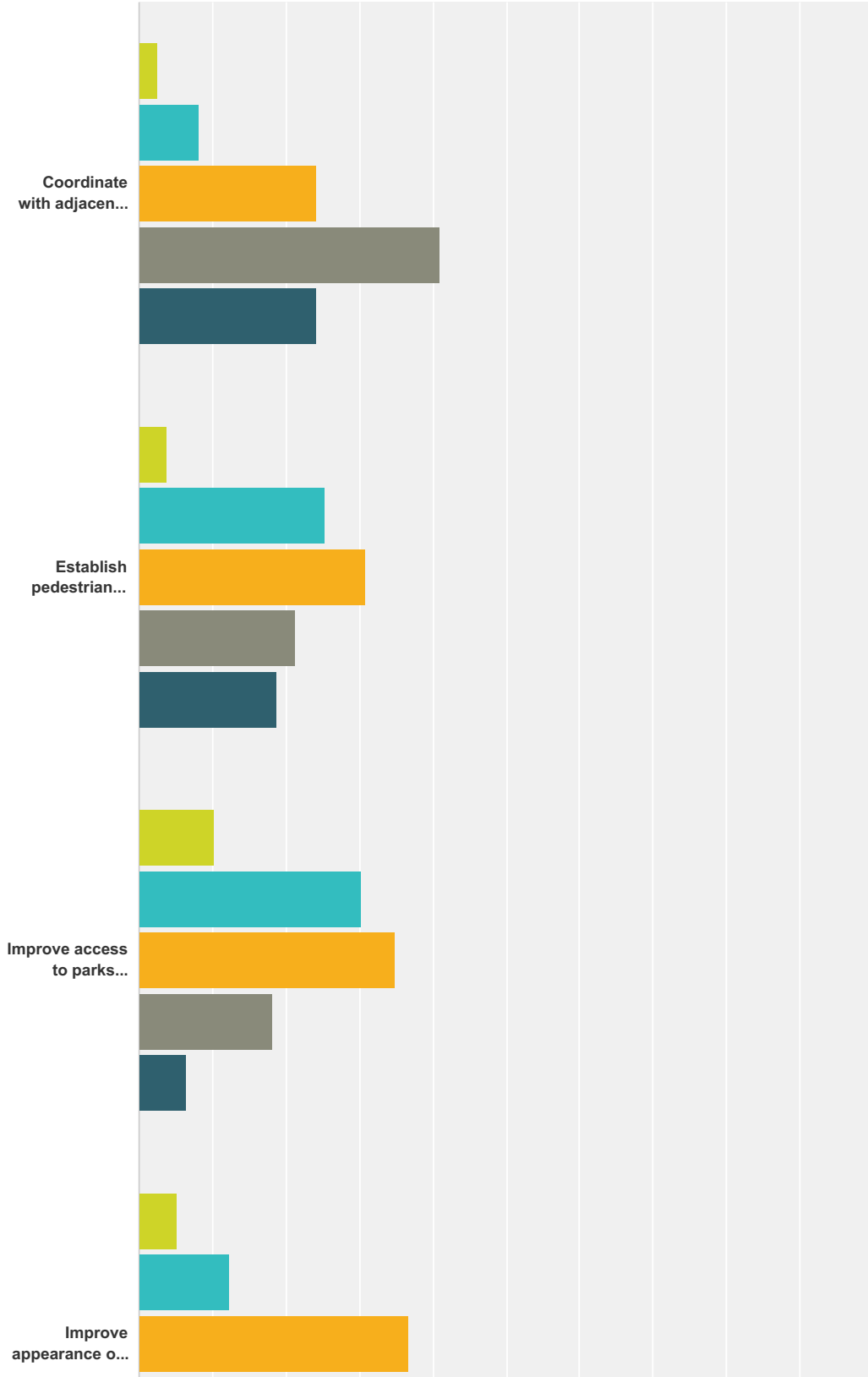


■ No opinion
 ■ Not important at all
 ■ Somewhat important
 ■ Important
■ Extremely important

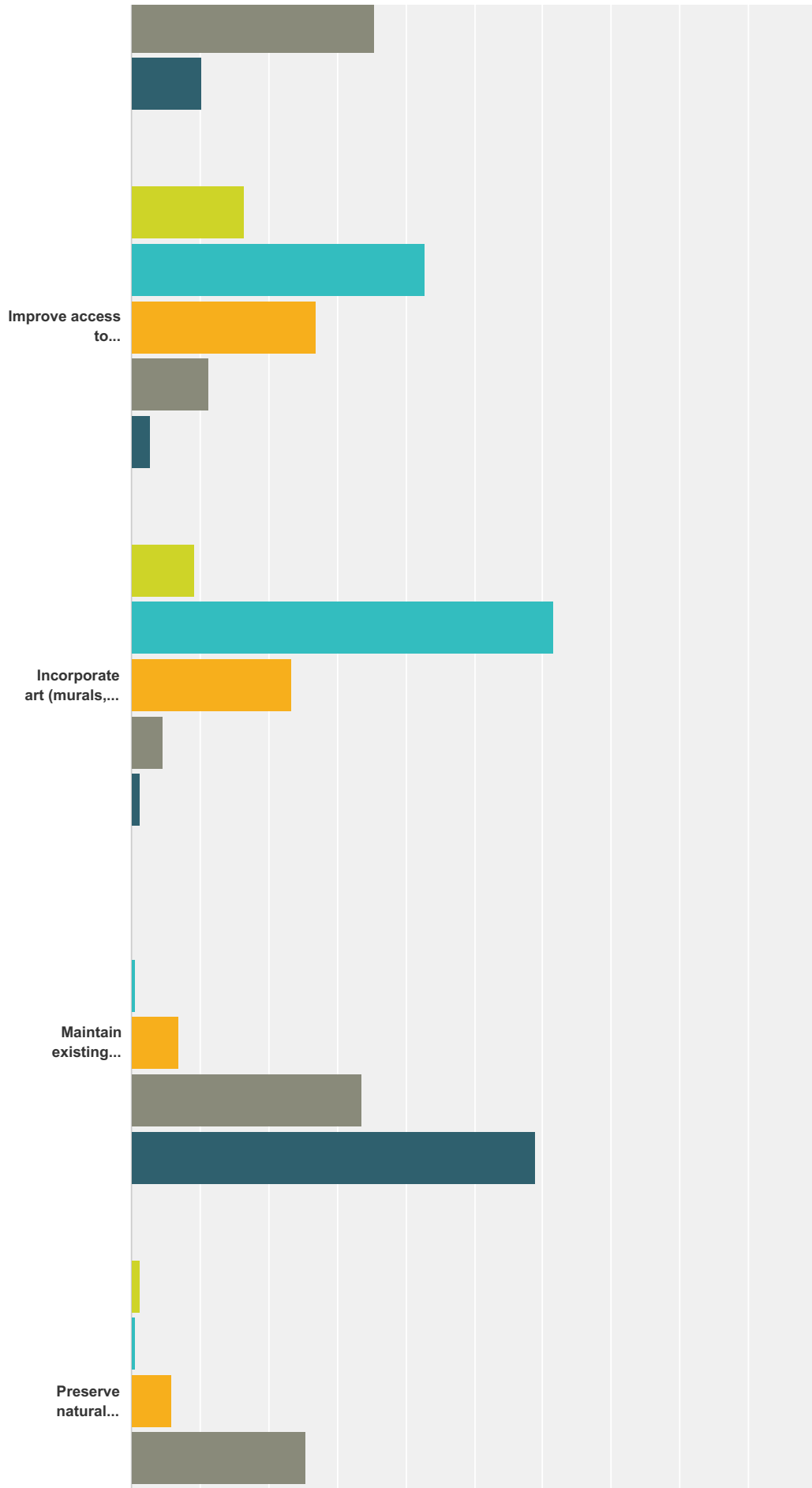
	No opinion	Not important at all	Somewhat important	Important	Extremely important	Total
Provide bike lanes on roads	5.03% 8	18.24% 29	33.96% 54	23.27% 37	19.50% 31	159
Establish bicycle / walking trails	3.80% 6	18.35% 29	26.58% 42	26.58% 42	24.68% 39	158
Add sidewalks to neighborhoods	5.19% 8	50.00% 77	22.73% 35	10.39% 16	11.69% 18	154
Maintain existing roads and sidewalks	0.00% 0	0.63% 1	10.00% 16	41.25% 66	48.13% 77	160
Add wayfinding signage	18.00% 27	39.33% 59	26.67% 40	13.33% 20	2.67% 4	150
Add parking	14.00% 21	69.33% 104	14.67% 22	1.33% 2	0.67% 1	150
Provide bus / community shuttle services	14.77% 22	50.34% 75	25.50% 38	8.05% 12	1.34% 2	149
Increase senior transportation options	14.74% 23	27.56% 43	35.26% 55	16.67% 26	5.77% 9	156
Encourage Metroparks system to extend / expand trails	5.77% 9	16.03% 25	28.21% 44	31.41% 49	18.59% 29	156

Q6 In your opinion, how important are each of the following priorities for Moreland Hills to address in the next 10 years?

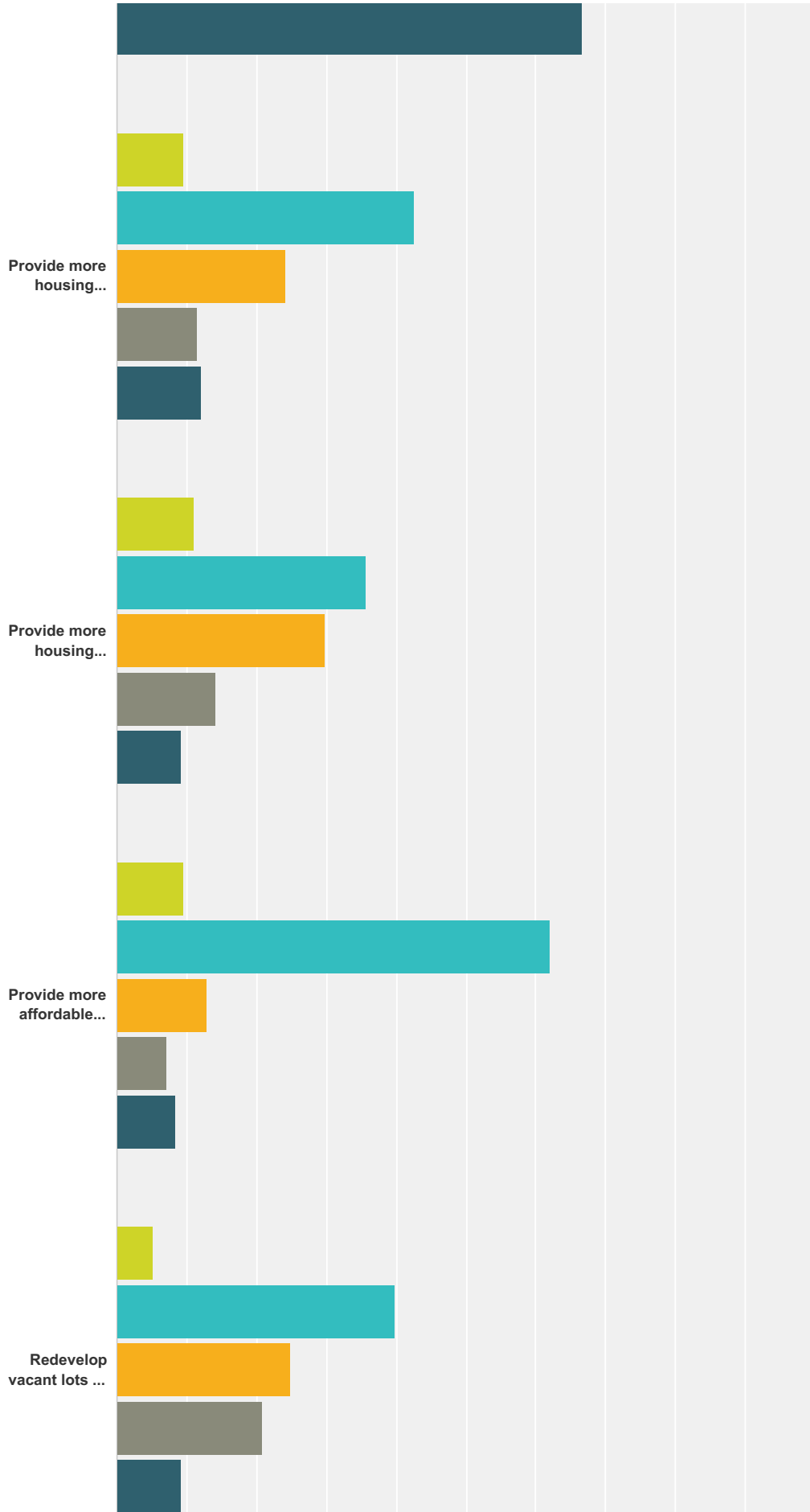
Answered: 165 Skipped: 22



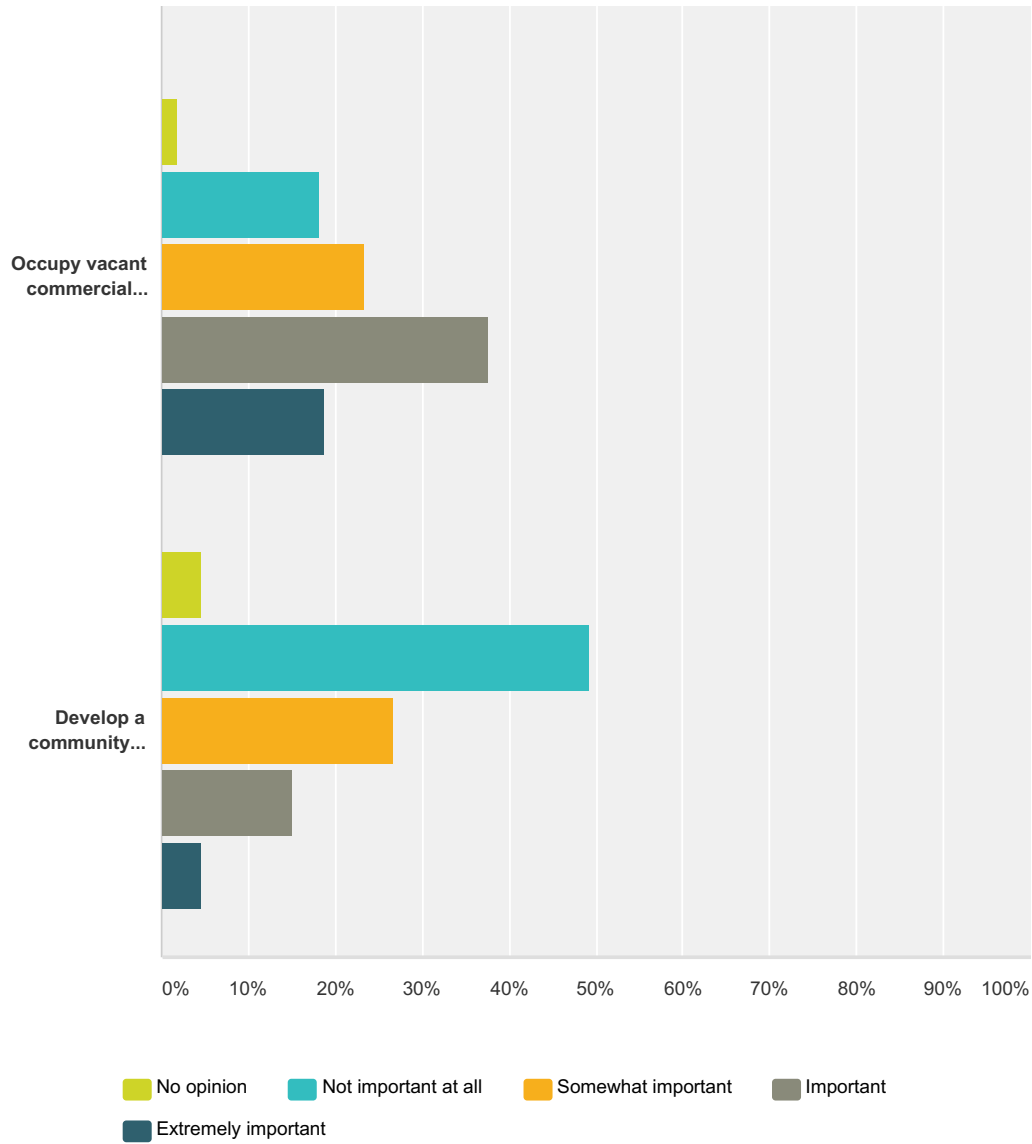
Moreland Hills Master Plan: 2025



Moreland Hills Master Plan: 2025



Moreland Hills Master Plan: 2025



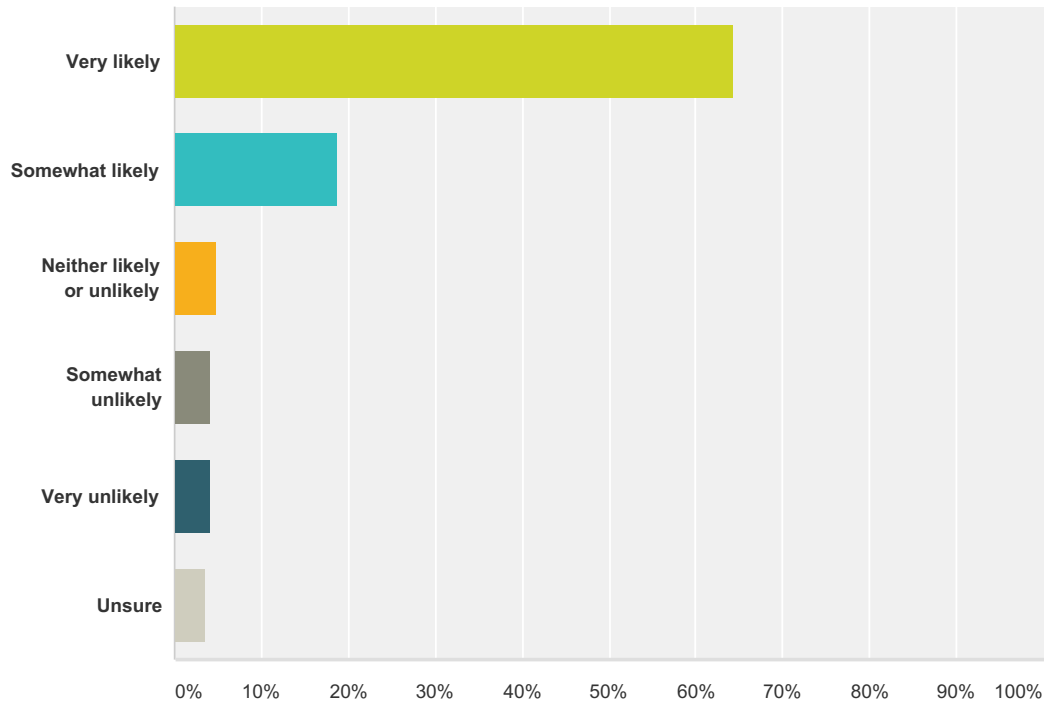
	No opinion	Not important at all	Somewhat important	Important	Extremely important	Total
Coordinate with adjacent communities to achieve shared objectives	2.48% 4	8.07% 13	24.22% 39	40.99% 66	24.22% 39	161
Establish pedestrian sidewalks and bicycle paths / lanes	3.77% 6	25.16% 40	30.82% 49	21.38% 34	18.87% 30	159
Improve access to parks (Forest Ridge / Veteran's Park)	10.32% 16	30.32% 47	34.84% 54	18.06% 28	6.45% 10	155
Improve appearance of residential neighborhoods	5.16% 8	12.26% 19	36.77% 57	35.48% 55	10.32% 16	155
Improve access to transportation (i.e. transit service)	16.45% 25	42.76% 65	26.97% 41	11.18% 17	2.63% 4	152
Incorporate art (murals, statues, etc.) into public spaces	9.09% 14	61.69% 95	23.38% 36	4.55% 7	1.30% 2	154
Maintain existing roadways	0.00% 0	0.63% 1	6.96% 11	33.54% 53	58.86% 93	158

Moreland Hills Master Plan: 2025

Preserve natural features (open space, trees, etc.)	1.31% 2	0.65% 1	5.88% 9	25.49% 39	66.67% 102	153
Provide more housing opportunities for seniors	9.55% 15	42.68% 67	24.20% 38	11.46% 18	12.10% 19	157
Provide more housing opportunities for young families	11.04% 17	35.71% 55	29.87% 46	14.29% 22	9.09% 14	154
Provide more affordable housing	9.68% 15	61.94% 96	12.90% 20	7.10% 11	8.39% 13	155
Redevelop vacant lots / properties	5.23% 8	39.87% 61	24.84% 38	20.92% 32	9.15% 14	153
Occupy vacant commercial spaces	1.95% 3	18.18% 28	23.38% 36	37.66% 58	18.83% 29	154
Develop a community center	4.55% 7	49.35% 76	26.62% 41	14.94% 23	4.55% 7	154

Q7 How likely are you to stay in Moreland Hills over the next 10 years?

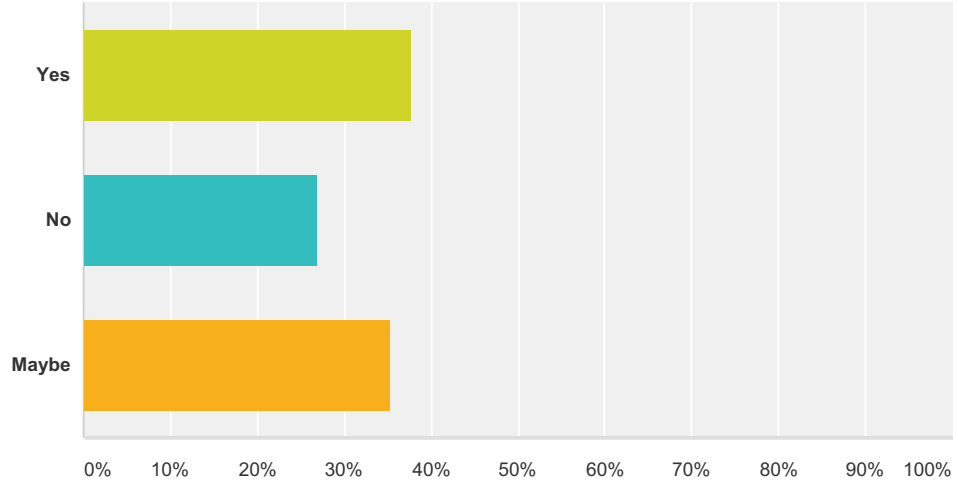
Answered: 165 Skipped: 22



Answer Choices	Responses	
Very likely	64.24%	106
Somewhat likely	18.79%	31
Neither likely or unlikely	4.85%	8
Somewhat unlikely	4.24%	7
Very unlikely	4.24%	7
Unsure	3.64%	6
Total		165

Q8 Do you intend, at some age or stage of your life, to downsize from your current living situation?

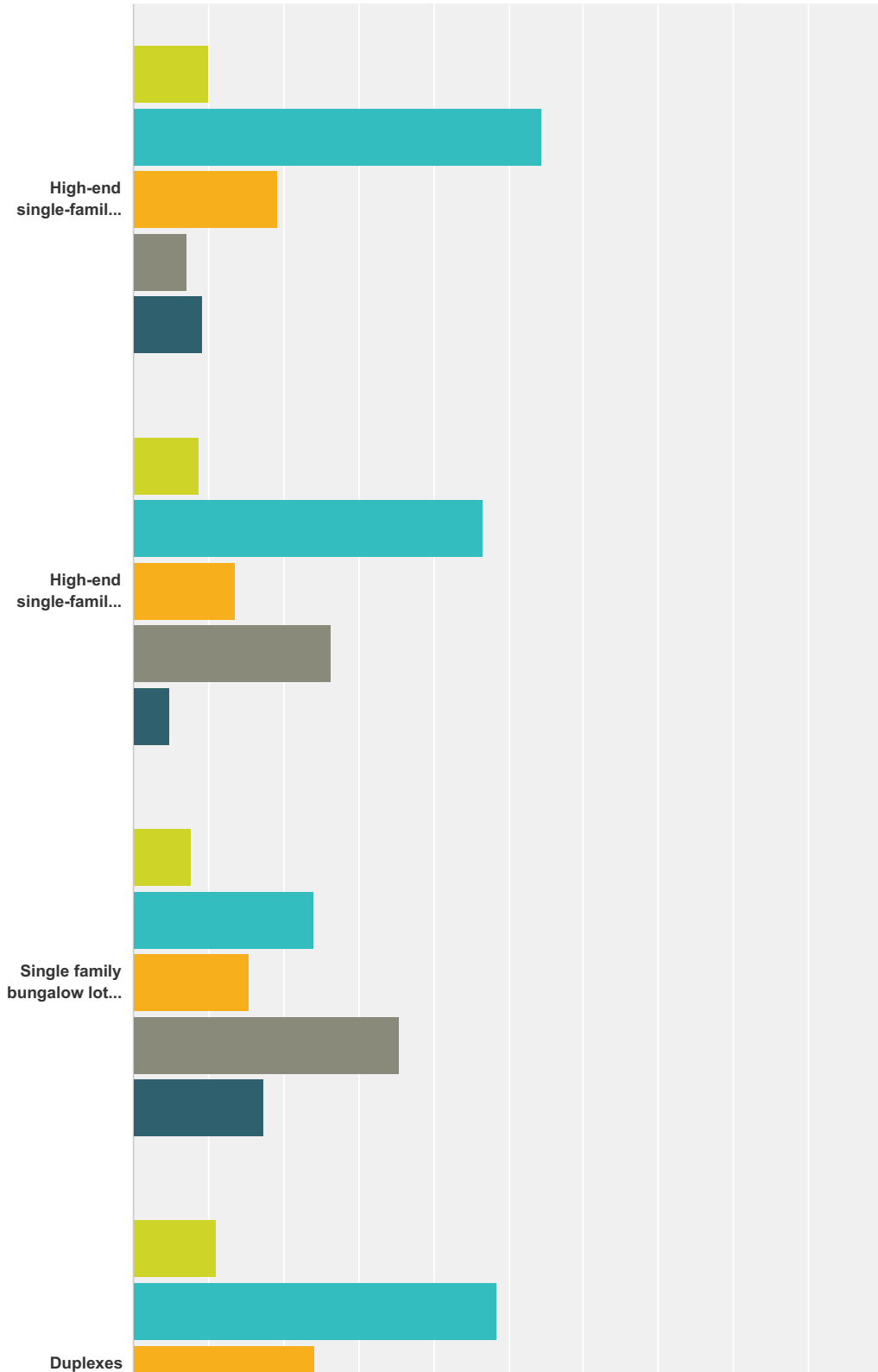
Answered: 167 Skipped: 20



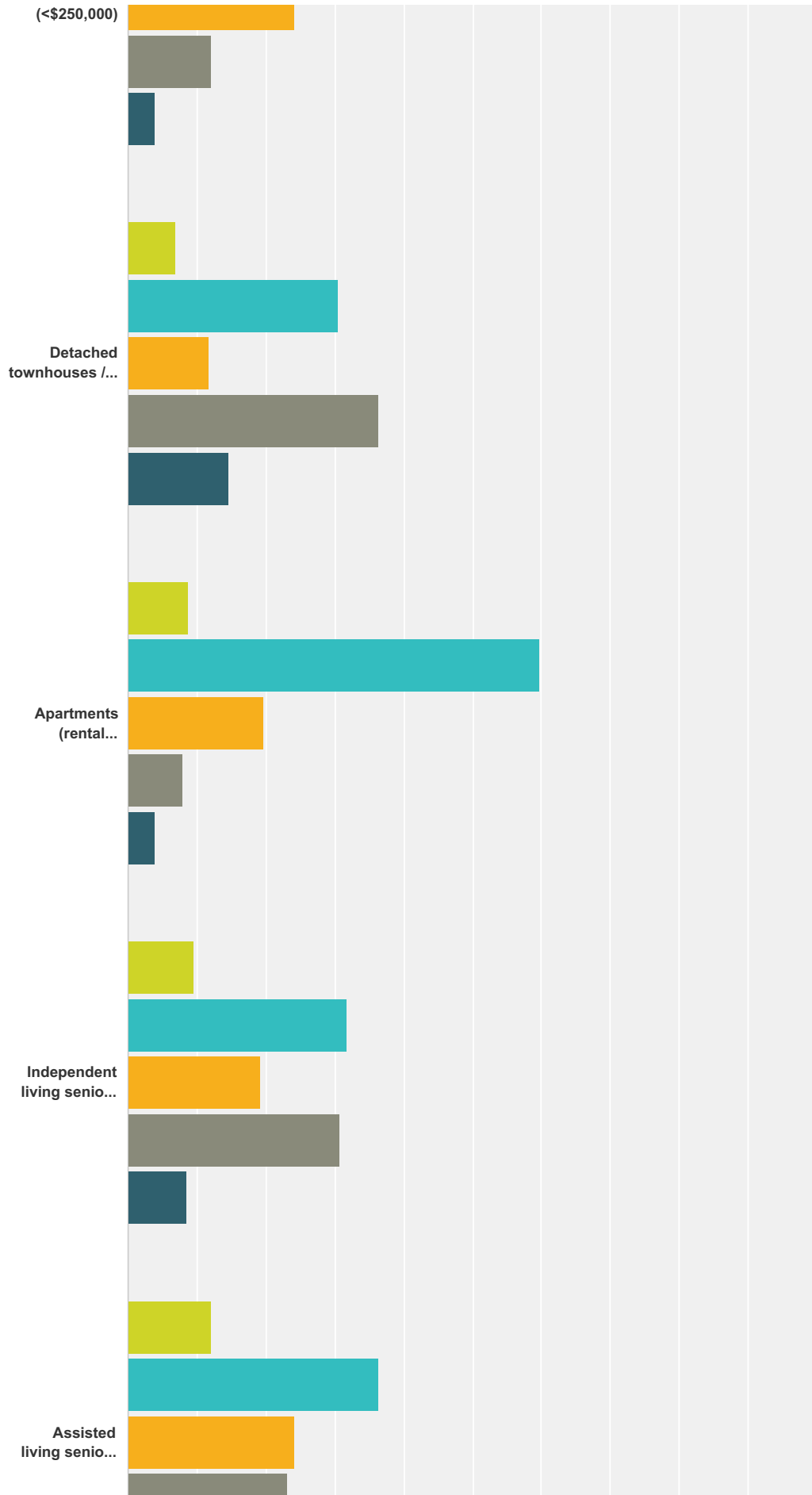
Answer Choices	Responses	
Yes	37.72%	63
No	26.95%	45
Maybe	35.33%	59
Total		167

Q9 If you were to downsize, how likely would you be to choose the following for your housing? (see above pictures for housing type examples).

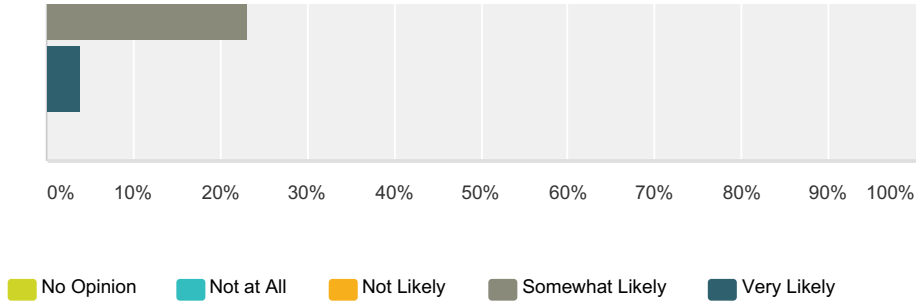
Answered: 112 Skipped: 75



Moreland Hills Master Plan: 2025



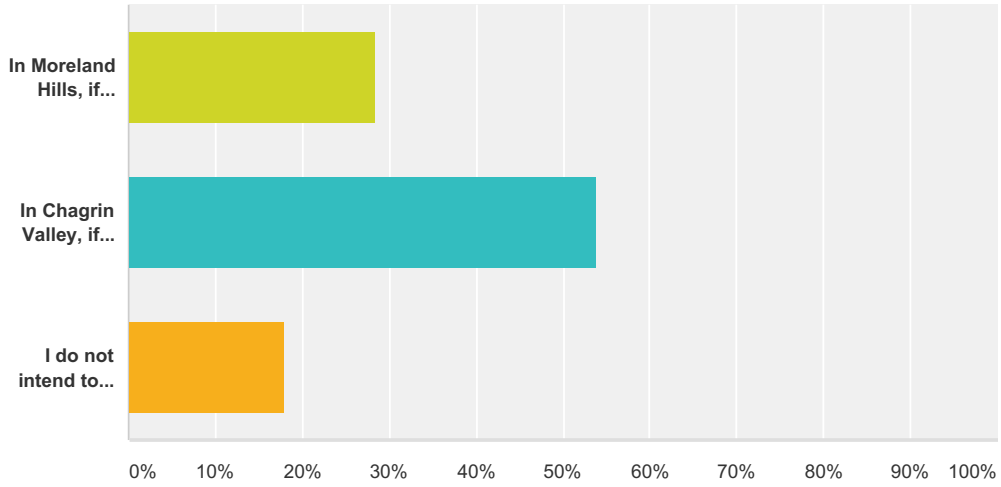
Moreland Hills Master Plan: 2025



	No Opinion	Not at All	Not Likely	Somewhat Likely	Very Likely	Total
High-end single-family on large lots (>\$500,000 on >2 acre)	10.10% 10	54.55% 54	19.19% 19	7.07% 7	9.09% 9	99
High-end single-family on small lots (>\$500,000 on <1 acre)	8.74% 9	46.60% 48	13.59% 14	26.21% 27	4.85% 5	103
Single family bungalow lots (<\$250,000)	7.69% 8	24.04% 25	15.38% 16	35.58% 37	17.31% 18	104
Duplexes (<\$250,000)	11.11% 11	48.48% 48	24.24% 24	12.12% 12	4.04% 4	99
Detached townhouses / condos (<\$250,000)	6.86% 7	30.39% 31	11.76% 12	36.27% 37	14.71% 15	102
Apartments (rental properties)	8.82% 9	59.80% 61	19.61% 20	7.84% 8	3.92% 4	102
Independent living senior facilities (condo/apartment style living)	9.62% 10	31.73% 33	19.23% 20	30.77% 32	8.65% 9	104
Assisted living senior facilities (condo/apartment style living with on-site professional staff)	12.12% 12	36.36% 36	24.24% 24	23.23% 23	4.04% 4	99

Q10 Where would you downsize?

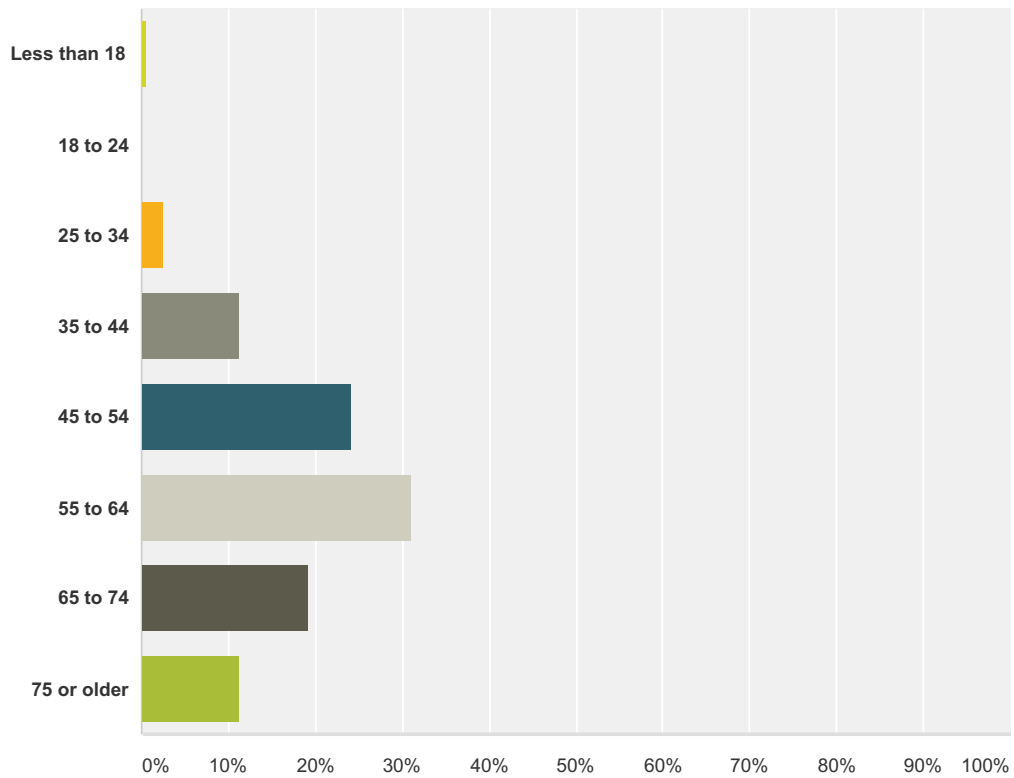
Answered: 106 Skipped: 81



Answer Choices	Responses
In Moreland Hills, if possible	28.30% 30
In Chagrin Valley, if possible, but it does not have to be in Moreland Hills	53.77% 57
I do not intend to remain in the Moreland Hills or Chagrin Valley region	17.92% 19
Total	106

Q11 What is your age?

Answered: 161 Skipped: 26



Answer Choices	Responses
Less than 18	0.62% 1
18 to 24	0.00% 0
25 to 34	2.48% 4
35 to 44	11.18% 18
45 to 54	24.22% 39
55 to 64	31.06% 50
65 to 74	19.25% 31
75 or older	11.18% 18
Total	161

Q12 Thank you for participating in the Moreland Hills Comprehensive Land Use Plan Update survey! Please provide any additional comments that you have for the Village of Moreland Hills Comprehensive Land Use Plan that are not addressed in the previous questions.

Answered: 37 Skipped: 150